

Format of holding of specified securities

1. Name of Listed Entity: KOHINOOR FOODS LIMITED
2. Scrip Code/Name of Scrip/Class of Security
3. Share Holding Pattern Filed under: Reg. 31(1)(a)/Reg. 31(1)(b)/Reg.31(1)(c)
 - a. If under 31(1)(b) then indicate the report for Quarter ending 30/06/2016
 - b. If under 31(1)(c) then indicate date of allotment/extinguishment
4. Declaration: The Listed entity is required to submit the following declaration to the extent of submission of information:-

4

	Particulars	Yes*	No*
1.	Whether the Listed Entity has issued any partly paid up shares?		No
2.	Whether the Listed Entity has issued any Convertible Securities or Warrants?		No
3.	Whether the Listed Entity has any shares against which depository receipts are issued?		No
4.	Whether the Listed Entity has any shares in locked-in?		No
5.	Whether any shares held by promoters are pledge or otherwise encumbered?		No

** If the Listed Entity selects the option 'No' for the questions above, the columns for the partly paid up shares, Outstanding Convertible Securities/Warrants, depository receipts, locked-in shares, No of shares pledged or otherwise encumbered by promoters, as applicable, shall not be displayed at the time of dissemination on the Stock Exchange website. Also wherever there is 'No' declared by Listed Entity in above table the values will be considered as 'Zero' by default on submission of the format of holding of specified securities.*

5. The tabular format for disclosure of holding of specified securities is as follo



Table I - Summary Statement holding of specified securities

Category	Category of shareholder	Nos. of shareholders	No. of fully paid up equity shares held	No. of Partly paid up equity shares held	No. of shares underlying Depository Receipts	Total nos. shares held	Shareholding as a % of total no. of shares (calculated as per SCRR, 1957) As a % of (A+B+C2)	Number of Voting Rights held in each class of securities			No. of Shares Underlying Outstanding convertible securities (as a percentage of diluted share capital) As a % of (A+B+C2)	Share holding, as a % assuming full conversion of convertible securities (as a percentage of diluted share capital) As a % of (A+B+C2)	Number of Locked in shares		Number of Shares pledged or otherwise encumbered		Number of equity shares held in dematerialized form
								Class: Equity	Class: seg: y	Total			No. (a)	As a % of total Shares held (b)	No. (a)	As a % of total Shares held (b)	
(I)	(II)	(III)	(IV)	(V)	(VI)	(VII)=(IV)+(V)+(VI)	(VIII)	(IX)			(X)	(XI)=(VII)+(X)	(XII)		(XIII)		(XIV)
(A)	Promoter & Promoter Group	8	18395240	0		18395240	52.2				0	52.2	0	0	0	0	18395240
(B)	Public	27405	16846290	0		16846290	47.8				0	47.8	0	0			16374665
(C)	Non Promoter-Non Public																
(C1)	Shares underlying DRs	0	0	0		0	NA				0	NA	0	0			0
(C2)	Shares held by Employee Trusts	0	0			0	0				0	0	0	0			0
	Total	27413	35241530	0		35241530	100				0	100	0	0	0	0	34769905



Table II - Statement showing shareholding pattern of the Promoter and Promoter Group

Category & Name of the Shareholders	PAN	No. of shares held	No. of fully paid up equity shares held	Partly paid up equity shares held	Nos. of shares underlying Depository Receipts	Total nos. shares held	Share holding % calculated as per SCRR, 1957 As a % of (A+B+C2)	Number of Voting Rights held in each class of securities			No. of Shares Underlying Outstanding convertible securities (including Warrants)	Share holding, as a % assuming full conversion of convertible securities (as a percentage of diluted share capital) as a % of A+B+C2	Number of Locked in shares		Number of Shares pledged or otherwise encumbered		Number of equity shares held in dematerialized form	
								No of Voting Rights					Total as a % of Total Voting rights	No. (a)	As a % of total Shares held (b)	No. (a)		As a % of total shares held (b)
								Class X	Class Y	Total								
(I)	(II)	(III)	(IV)	(V)	(VI)	(VII)=(IV)+(V)+(VI)	(VIII)	(IX)			(X)	(XI)=(VII)+(X)	(XII)	(XIII)		(XIV)		
1	Indian																	
(a)	Individual/Hindu Undivided Family		7 18291140	0		18291140	51.9				0	51.90	0	0.00	0	0.00	18291140	
	GURNAM ARORA	AAJ PA1 064 F	6098889	0		6098889	17.31				17.31	0	0.00	0	0.00	6098889		
	JUGAL KISHORE ARORA	AAJ PA9 385 M	6043484	0		6043484	17.15				17.15	0	0.00	0	0.00	6043484		



	SATNAM ARORA	AAK PA2 694		5378923	0		5378923	15.26					15.26	0	0.00	0	0.00	5378923	
	RANI ARORA	AAK PA2 707J		746009	0		746009	2.12					2.12	0	0.00	0	0.00	746009	
	NITIN AROAR	AAB PA6 440 R		21000	0		21000	0.06					0.06	0	0.00	0	0.00	21000	
	MADHU ARORA	AAJ PA 318 3 D		1869	0		1869	0.01					0.01	0	0.00	0	0.00	1869	
	MEENA RANI ARORA	AAK PA 280 6 N		966	0		966	0					0.00	0	0.00	0	0.00	966	
(b)	Central Governm ent/Stat en Governm ent(s)		0	0	0		0	0					0	0.00	0	0.00	0	0.00	0
(c)	Financial Institutio ns/Banks		0	0	0		0	0					0	0.00	0	0.00	0	0.00	0
(d)	Any Other (Specity)		1	104100	0		104100	0.3					0.30	0	0.00	0	0.00	104100	
	SATNAM HAEGENS LTD	AAA CS1 666 F		104100	0		104100	0.3					0.30	0	0.00	0	0.00	104100	
	Sub Total (A)(1)		8	18395240	0		18395240	52.2					0	52.20	0	0.00	0	0.00	18395240
2	Foreign																		
(a)	Individua l/Non Resident Individua l/Foreing Individua l		0	0	0		0	0					0	0.00	0	0.00	0	0.00	0
(b)	Governm ent		0	0	0		0	0					0	0.00	0	0.00	0	0.00	0
(c)	Institutio ns		0	0	0		0	0					0	0.00	0	0.00	0	0.00	0




(d)	Foreign Portfolio Investor		0	0	0	0	0	0	0	0	0.00	0	0.00	0	0.00	0
(e)	Any Other (Specity)		0	0	0	0	0	0	0	0	0.00	0	0.00	0	0.00	0
	Sub Total (A)(2)		0	0	0	0	0	0	0	0	0.00	0	0.00	0	0.00	0
	Total Shareholding of Promoter and Promoter Group (A)= (A)(1)+(A)(2)	8	18395240	0	18395240	52.2				0	52.20	0	0.00	0	0.00	18395240




Table III - Statement showing shareholding pattern of the Public shareholder

	Category & Name of the Shareholders	PAN	Nos. of shareholder	No. of fully paid up equity shares held	Partly paid-up equity shares held	Nos. of shares underlying Depository Receipts	Total nos. shares held	Share holding % calculated as per SCRR, 1957 As a % of (A+B+C2)	Number of Voting Rights held in each class of securities			No. of Shares Underlying Outstanding convertible securities (including Warrants)	Total shareholding, as a %		Number of Locked in shares		Number of Shares pledged or otherwise encumbered		Number of equity shares held in dematerialized form
									No of Voting	Total as a % of Total Voting rights	Total Outstanding convertible securities (including Warrants)		No.	As a % of total Shares held (b)	No. (Not applicable) (a)	As a % of total shares held (Not applicable) (b)			
																	Class	As a % of Total Voting rights	
	(I)	(II)	(III)	(IV)	(V)	(VI)	(VII)=(IV)+(V)+(VI)	(VIII)	(IX)	(X)	(XI) = (VII)+(X)	(XII)	(XIII)	(XIV)					
1	Institutions																		
	(a) Mutual Fund		0	0	0		0	0			0	0	0	0.00	NA				0
	(b) Venture Capital Funds		0	0	0		0	0			0	0	0	0.00	NA				0
	(c) Alternate Investment		0	0	0		0	0			0	0	0	0.00	NA				0
	(d) Foreign Venture Capital Investor		0	0	0		0	0			0	0	0	0.00	NA				0



	(e)	Foreign Portfolio Investors		3	632782	0		632782	1.8				0	1.8	0	0.00	NA		632782
		KEMNAY INVESTMENT FUND LTD	AAECK2376C		567600	0		567600	1.61				0	1.6	0	0.00	NA		567600
	(f)	Financial Institutions/Banks		6	178286	0		178286	0.51				0	0.5	0	0.00	NA		178286
	(g)	Insurance Companies		0	0	0		0	0				0	0	0	0.00	NA		0
	(h)	Provident Fund/Pensions Funds		0	0	0		0	0				0	0	0	0.00	NA		0
	(i)	Any Other Specify		0	0	0		0	0				0	0	0	0.00	NA		0
		Sub Total (B)(1)		9	811068	0		811068	2.3				0	2.3	0	0.00	NA		811068
2		Central Government/State Government/President of India		0	0	0		0	0				0	0	0	0.00	NA		0
		Sub Total (B)(2)		0	0	0		0	0				0	0	0	0.00	NA		0
3		Non-Institutions																	



	(a) 1.	Individual Shareholders holding Nominal Share Capital Up to 2 Lacs	26494	4594408	0	4594408	13				0	13	0	0.00	28618	0.08	4157259
	2.	Individual Shareholders holding Nominal Share Capital Above 2 Lacs	26	1518363	0	1518363	4.31				0	4.3	0	0.00	40000	0.11	1518363
	(b)	NBFCs Registered with RBI	1	750	0	750	0				0	0	0	0.00	0	0.00	750
	(c)	Employee Trusts	0	0	0	0	0				0	0	0	0.00	0	0.00	0
	(d)	Overseas Depositories (Holding DRs) (Balancing)	0	0	0	0	0				0	0	0	0.00	0	0.00	0
	(e)	Any other (Specify)															
	(e) 1)	Bodies Corporate	318	9376642	0	9376642	26.6				0	27	0	0.00	58207	0.17	9342166
		AL DAHRA INTERNATIONAL INVESTMENTS LLC	AALC A924 7P	7048306	0	7048306	20				0	20	0	0.00	NA		7048306



	TRANSW ORLD FINVEST PRIVATE LIMITED	AABC T580 8R	685437	0	685437	1.94				0	1.9	0	0.00	NA	685437	
(e 2)	Non Resident Indians		155	129348	0	129348	0.37			0	0.4	0	0.00	0	0.00	129348
(e 3)	Resident Indian Huf		347	218038	0	218038	0.62			0	0.6	0	0.00	0	0.00	218038
(e 4)	Trusts		0	0	0	0	0			0	0	0	0.00	0	0.00	0
(e 5)	Clearing Member s/House		55	197673	0	197673	0.56			0	0.6	0	0.00	700	0.00	197673
(e 6)	Others		0	0	0	0	0			0	0	0	0.00	0	0.00	0
	Sub Total (B)(3)		27396	16035222	0	16035222	45.5			0	46	0	0.00	127525	0.36	15563597
	Total Public Sharehol ding (B)= (B)(1)+(B) (2) + B (3)		27405	16846290	0	16846290	47.8			0	48	0	0.00	NA		16374665





Table IV - Statement showing shareholding pattern of the Non Promoter Non Public shareholder

Category & Name of the Shareholders	PAN	No. of shareholder	No. of fully paid up equity shares held	Partly paid-up equity shares held	Nos. of shares underlying Depository Receipts	Total no. shares held	Shareholding % calculated as per SCRR, 1957 As a % of (A+B+C2)	Number of Voting Rights held in each class of securities			No. of Shares Underlying Outstanding convertible securities (including Warrants)	Total shareholding, as a % assuming full conversion of convertible securities (as a percentage of diluted share capital)	Number of Locked in shares		Number of Shares pledged or otherwise encumbered		Number of equity shares held in dematerialized form (Not Applicable)	
								No of Voting Rights					Total as a % of Total Voting rights	No.	As a % of total Shares held	No. (Not applicable)		As a % of total shares held (Not applicable)
								Class X	Class Y	Total								
(I)	(II)	(III)	(IV)	(V)	(VI)	(VII) =(IV)+(V)+(VI)	(VIII)	(IX)			(X)	(XI) =(VII)+(X)	(XII)		(XIII)		(XIV)	
1	Custodian/DR																	
(a)	Name of DR Holder (if Available)		0	0	0	0	0				0	0	0	0.00	NA		0	
2	Employees Benefit Trust (Under SEBI (Share Based Employee Benefit Regulation 2014))																	



(a)	Name of DR Holder (if Available)		0	0	0		0	0					0	0	0	0.00	NA		0
	Total Non Promoter Non Public Shareholding (C)= (C)(1)+(C)(2)		0	0	0		0	0					0	0	0	0.00	NA		0

For Kohinoor Foods Ltd.

Rajiv Kaur
 Rajiv Kaur
 Company Secretary & GM (Legal)

