

13th April, 2015

The Secretary
Bombay Stock Exchange Ltd.
25th Floor, Phiroz Jeejeebhoy Tower
Dalal Street
Mumbai - 400001

Name of the Company: KOHINOOR FOODS LIMITED			
Scrip Code, Name of the scrip, class of security: 512559			
Quarter ended: 31ST MARCH, 2015			
Partly paid-up shares:-	No. of partly paid-up shares	As a % of total no. of partly paid-up shares	As a % of total no. of shares of the company
Held by promoter/promoter group	0	0	0
Held by public	0	0	0
Total	0	0	0
Outstanding convertible securities:-	No. of outstanding securities	As a % of total no. of outstanding convertible securities	As a % of total no. of shares of the company, assuming full conversion of
Held by promoter/promoter group	0	0	0
Held by public	0	0	0
Total	0	0	0
Warrants:-	No. of warrants	As a % of total no. of warrants	As a % of total no. of shares of the company, assuming full conversion of
Held by promoter/promoter group	0	0	0
Held by public	0	0	0
Total	0	0	0
Total paid-up capital of the company, assuming full conversion of warrants and convertible securities	35241530		



Corp. Off. & Correspondence Add.: Pinnacle Business Tower, 10th Floor, Surajkund, Faridabad-121001, Haryana, Delhi-NCR (India)
Phone: +91-129-424-2222, Fax: +91-129-424-2233, E-mail: info@kohinoorfoods.in, Website: www.kohinoorfoods.in

Statement Showing Shareholding Pattern

Category code	Category of Shareholder	Number of Shareholders	Total number of shares	Number of shares held in dematerialized form	Total shareholding as a percentage of total number of shares		Shares Pledged or otherwise encumbered	
					As a percentage of (A+B)	As a percentage of (A+B+C)	Number of shares	As a percentage
(I)	(II)	(III)	(IV)	(V)	(VI)	(VII)	(VIII)	(IX)= (VIII)/(IV)* 100
(A)	Shareholding of Promoter and Promoter Group²							
1	Indian							
(a)	Individuals- Hindu Undivided Family	7	18291140	18291140	51.90	51.90	0	0.00
(b)	Central Government/ State Government(s)	0	0	0	0.00	0.00	0	0.00
(c)	Bodies Corporate	0	0	0	0.00	0.00	0	0.00
(d)	Financial Institutions/ Banks	0	0	0	0.00	0.00	0	0.00
(e)	Any Others(Specify)	0	0	0	0.00	0.00	0	0.00
	Sub Total(A)(1)	7	18291140	18291140	51.90	51.90	0	0.00
2	Foreign							
a	Individuals (Non-Residents Individuals/ Foreign Individuals)	0	0	0	0.00	0.00	0	0.00
b	Bodies Corporate	0	0	0	0.00	0.00	0	0.00
c	Institutions	0	0	0	0.00	0.00	0	0.00
d	Qualified Foreign Investor	0	0	0	0.00	0.00	0	0.00
e	Any Others(Specify)	0	0	0	0.00	0.00	0	0.00
	Sub Total(A)(2)	0	0	0	0.00	0.00	0	0.00
	Total Shareholding of Promoter and Promoter Group (A)=(A)(1)+(A)(2)	7	18291140	18291140	51.90	51.90	0	0.00
(B)	Public shareholding							
1	Institutions							
(a)	Mutual Funds/ UTI	0	0	0	0.00	0.00	0	0.00
(b)	Financial Institutions Banks	6	171578	171578	0.49	0.49	17171	10.01
(c)	Central Government/ State Government(s)	0	0	0	0.00	0.00	0.00	0.00
(d)	Venture Capital Funds	0	0	0	0.00	0.00	0.00	0.00
(e)	Insurance Companies	0	0	0	0.00	0.00	0.00	0.00
(f)	Foreign Institutional Investors	0	0	0	0.00	0.00	0.00	0.00
(g)	Foreign Venture Capital Investors	0	0	0	0.00	0.00	0.00	0.00
(h)	Qualified Foreign Investor	0	0	0	0.00	0.00	0.00	0.00
(i)	Any Other (specify)	0	0	0	0.00	0.00	0.00	0.00
	Sub-Total (B)(1)	6	171578	171578	0.49	0.49	17171	10.01
B 2	Non-institutions							
(a)	Bodies Corporate	388	2954791	2920315	8.38	8.38	174560	5.91
(b)	Individuals				0.00	0.00	0	0.00
i	Individuals -i Individual shareholders holding nominal share capital up to Rs 1 lakh	33219	4371233	3935884	12.40	12.40	17758	0.41
ii	Individual shareholders holding nominal share capital in excess of Rs. 1 lakh	52	1669958	1653758	4.74	4.74	40000	2.40
(c)	N.R.I.(REPT & NON-REPT)	164	200739	200739	0.57	0.57	0	0.00
(c-i)	Corporate Bodies - OCB	1	7048306	7048306	20.00	20.00	0	0.00
(c-ii)	Hindu Undivided Family	396	288542	288542	0.82	0.82	400	0.00
(c-iii)	Clearing Members	71	245243	245243	0.70	0.70	0	0.00
	Sub-Total (B)(2)	34291	16778812	16292787	47.61	47.61	235203	1.40
(B)	Total Public Shareholding (B)=(B)(1)+(B)(2)	34297	16950390	16464365	48.10	48.10	252374	1.49
	TOTAL (A)+(B)	34304	35241530	34755505	100.00	100.00	252374	0.72
(C)	Shares held by Custodians and against which Depository Receipts have been issued							
1	Promoter and Promoter Group	0	0	0	0	0.00	0	0.00
2	Public	0	0	0	0	0.00	0	0
	Sub-Total (C)	0	0	0	0	0	0	0
	GRAND TOTAL (A)+(B)+(C)	34304	35241530	34755505	100	100.00	252374	0.72



(1)(b) Statement showing holding of securities (including shares, warrants, convertible securities) of persons belonging to the category "Promoter and Promoter Group"

Sr. No.	Name of the shareholder	Details of Shares held		Encumbered shares (*)			Details of warrants		Details of convertible securities		Total shares (including underlying shares assuming full conversion of warrants and convertible securities) as a % of diluted share capital
		Number of shares held	As a % of grand total (A)+(B)+(C)	No.	As a percentage	As a % of grand total (A)+(B)+(C) of sub-clause (I)(a)	Number of warrants held	As a % total number of warrants of the same class	Number of convertible securities held	As a % total number of convertible securities	
(i)	(ii)	(iii)	(iv)	(v)	(vi)=(v)/(iii)*100	(vii)	(viii)	(ix)	(x)	(xi)	(xii)
1	Gurnam Arora**	609888	17.31	0	0.00	0.00	0	0	0	0	17.31
2	Jugal Kishore Arora***	6043484	17.15	0	0.00	0.00	0	0	0	0	17.15
3	Satnam Arora****	5378923	15.26	0	0.00	0.00	0	0	0	0	15.26
1	Rani Arora	746009	2.12	0	0.00	0.00	0	0	0	0	2.12
5	Nitin Arora	21000	0.06	0	0.00	0.00	0	0	0	0	0.06
6	Madhu Arora	1869	0.01	0	0.00	0.00	0	0	0	0	0.01
7	Meena Rani Arora	966	0.00	0	0.00	0.00	0	0	0	0	0.00
TOTAL		18291140	51.90	0	0.00	0.00	0	0	0	0	51.90

(*) The term "encumbrance" has the same meaning as assigned to it in regulation 28(3) of the SAST Regulations, 2011

As per intimation received from the Promoters under SAST Regulation, SEBI following shares have been acquired by the Promoters but was not credited in their Demat Account.

**56,063 shares acquired on 30.03.2015 and 34,500 shares acquired on 31.03.2015 but not credited in our Demat Account

***6500 shares acquired on 31.03.2015 but not credited in our Demat Account

****99,796 shares acquired on 30.03.2015 but not credited in our Demat Account




(D)(c)(i) Statement showing holding of securities (including shares, warrants, convertible securities) of persons belonging to the category "Public" and holding more than 1% of the total number of shares

Sr. No.	Name of the shareholder	Number of shares held	Shares as a percentage of total number of shares (i.e., Grand Total (A)+(B)+(C) indicated in	Details of warrants		Details of convertible		Total shares (including underlying shares assuming full conversion of warrants and convertible securities)
				Number of warrants held	As a % total number of warrants of the same class	Number of convertible securities held	% w.r.t total number of convertible securities of the same class	
1	AL DAHRA INTERNATIONAL INVESTEMENTS LLC	7048306	20.00	0	0	0	0	20.00
2	TRANSWORLD FINVEST PVT LTD	1079437	3.06	0	0	0	0	3.06
3	KOSANI FINANCE & INVESTMENTS PVT LTD	756790	2.15	0	0	0	0	2.15
TOTAL		8884533	25.21	0	0	0	0	25.21



(1)(c)(ii) Statement showing holding of securities (including shares, warrants, convertible securities) of persons (together with PAC) belonging to the category "Public" and holding more than 5% of the total number of shares of the company

Sr. No.	Name(s) of the shareholder(s) and the Persons Acting in Concert (PAC) with them	Number of shares	Shares as a percentage of total number of shares (i.e., Grand Total (A)+(B)+(C) indicated in Statement at para (I)(a) above)	Details of warrants		Details of convertible securities		Total shares (including underlying shares assuming full conversion of warrants and convertible securities) as a % of diluted share capital
				Number of warrants	As a % total number of warrants of the same class	Number of convertible securities held	% w.r.t total number of convertible securities of the same class	
1	AL DAHRA INTERNATIONAL INVESTMENTS LLC	7048306	20.00	0	0	0	0	20.00
TOTAL		7048306	20.00	0	0	0	0	20.00



(d) Statement showing details of locked-in shares - "Promoter and Promoter Group"

S.No.	Name of the Shareholder	Number of Shares locked-in shares*	Locked-in Shares as a percentage of total number of shares (i.e. Grand Total (A)+(B)+(C) indicated in Statement at para (1)(a) above)
1	NA	NA	NA




(II)(a) Statement showing details of Depository Receipts (DRs)

Sr. No.	Type of outstanding DR (ADRs, GDRs, SDRs, etc.)	Number of outstanding DRs	Number of shares underlying outstanding DRs	Shares underlying outstanding DRs as a percentage of total number of shares {i.e., Grand Total (A)+(B)+(C) indicated in Statement at para (I)(a) above}
1	N.A	N.A	N.A	0.00
2				0.00
3				0.00
TOTAL		0	0	0.00




(II)(b) Statement showing holding of Depository Receipts (DRs), where underlying shares held by "promoter/promoter group" are in excess of 1% of the total number of shares

Sr. No.	Name of the DR Holder	Type of outstanding DR (ADRs, GDRs, SDRs, etc.)	Number of shares underlying outstanding DRs
1	N.A	N.A	N.A
TOTAL			0



STATEMENT SHOWING DETAILS OF LOCKED - IN- SHARES

Sr. No.	Name of the Shareholder	Number of locked-in shares	Locked in Shares as a (%) percentage of total number of shares {i.e., Grand Total A+B+C indicated in statement at para (I)(a) above}	Promoter/ Promoter Group/ Public
	NIL	NIL	NIL	NIL

For Kohinoor Foods Ltd.

Rama Kant
Company Secretary & GM(Legal)

