

KOHINOOR FOODS LIMITED

17th April, 2013


The Secretary
Bombay Stock Exchange Ltd.

25th Floor, Phiroz Jeejeebhoy Tower
Dalal Street
Mumbai - 400001

Subject : Shareholding pattern for the Quarter Ended 31.03.2013
 Name of the Company : KOHINOOR FOODS LIMITED.
 Scrip Code : 512559
 Name of the Scrip : KOHINOOR
 Class of Security : EQUITY SHARES

Statement showing Shareholding Pattern

Partly Paid - up Shares:-	No. of partly Paid-up Shares	As a % of total no. of Partly Paid - up Shares	As a % of total no. of shares of the Company
Held by Promoter/Promoters	0	0.00	0.00
Held by Public	0	0.00	0.00
Total	0	0.00	0.00
Outstanding Convertible Securities:-	No. of outstanding Securities	As a % of total no. of outstanding Convertible Securities	As a % of total no. of the Company, assuming full Conversion of the Convertible Securities
Held by Promoter/Promoters Group	0	0.00	0.00
Held by Public	0	0.00	0.00



Statement Showing Shareholding Pattern

Table (I)(a)


Category code	Category of Shareholder	Number of Shareholders	Total number of shares	Number of shares held in dematerialized form	Total shareholding as a percentage of total number of shares		Shares Pledged or otherwise encumbered	
					As a percentage of(A+B) ¹	As a percentage of (A+B+C)	Number of shares	As a percentage
(I)	(II)	(III)	(IV)	(V)	(VI)	(VII)	(VIII)	(IX)= (VIII)/(IV)*100
(A)	Shareholding of Promoter and							
1	Indian							
(a)	Individuals/ Hindu Undivided Family	13	15039831	15039831	53.35	53.35	0	0.00
(b)	Central Government/ State Government(s)	0	0	0	0.00	0.00	0	0.00
(c)	Bodies Corporate	0	0	0	0.00	0.00	0	0.00
(d)	Financial Institutions/ Banks	0	0	0	0.00	0.00	0	0.00
(e)	Any Others(Specify)	0	0	0	0.00	0.00	0	0.00
	Sub Total(A)(1)	13	15039831	15039831	53.35	53.35	0	0.00
2	Foreign							
a	Individuals (Non-Residents Individuals/ Foreign Individuals)	0	0	0	0.00	0.00	0	0.00
b	Bodies Corporate	0	0	0	0.00	0.00	0	0.00
c	Institutions	0	0	0	0.00	0.00	0	0.00
d	Qualified Foreign Investor	0	0	0	0.00	0.00	0	0.00
e	Any Others(Specify)	0	0	0	0.00	0.00	0	0.00
	Sub Total(A)(2)	0	0	0	0.00	0.00	0	0.00
	Total Shareholding of Promoter	13	15039831	15039831	53.35	53.35	0	0.00
(B)	Public shareholding							
1	Institutions							
(a)	Mutual Funds/ UTI	0	0	0	0.00	0.00	0	0.00
(b)	Financial Institutions/ Banks	5	172351	172351	0.61	0.61	2500	0.00
(c)	Central Government/ State Government(s)	0	0	0	0.00	0.00	0	0.00
(d)	Venture Capital Funds	0	0	0	0.00	0.00	0	0.00
(e)	Insurance Companies	0	0	0	0.00	0.00	0	0.00
(f)	Foreign Institutional Investors	2	17500	17500	0.06	0.06	0	0.00
(g)	Foreign Venture Capital Investors	0	0	0	0.00	0.00	0	0.00
(h)	Qualified Foreign Investor	0	0	0	0.00	0.00	0	0.00
(i)	Any Other (specify)	0	0	0	0.00	0.00	0	0.00
	Sub-Total (B)(1)	7	189851	189851	0.67	0.67	0	0.00
B 2	Non-institutions							
(a)	Bodies Corporate	482	4293256	4258780	15.23	15.23	99410	0.35
(b)	Individuals				0.00	0.00	0	0.00
I	Individuals -i. Individual shareholders holding nominal share capital up to Rs 1 lakh	32792	6002506	5544958	21.29	21.29	14714	0.00
II	ii. Individual shareholders holding nominal share capital in excess of Rs. 1 lakh	64	2023707	2007507	7.18	7.18	119660	0.00
(c)	Qualified Foreign Investor	0	0	0	0.00	0.00	0	0.00
(d)	N.R.I.(REPT & NON-REPT)	207	243004	243004	0.86	0.86	0	0.00
(d-i)	Hindu Undivided Family	476	374539	374539	1.33	1.33	400	0.00
(d-ii)	Clearing Members	29	26530	26530	0.09	0.09	0	0.00
	Sub-Total (B)(2)	34050	12963542	12455318	45.98	45.98	236684	0.35
(B)	Total Public Shareholding (B)= (B)(1)+(B)(2)	34057	13153393	12645169	46.65	46.65	236684	0.84
	TOTAL (A)+(B)	34070	28193224	27685000	100.00	100.00	236684	0.51
(C)	Shares held by Custodians and against which Depository Receipts have been issued							
1	Promoter and Promoter Group	0	0	0	0	0.00	0	0.00
2	Public	0	0	0	0	0.00	0	0
	Sub-Total (C)	0	0	0	0	0	0	0
	GRAND TOTAL (A)+(B)+(C)	34070	28193224	27685000	100.00	100.00	0	0.51



(I)(b) Statement showing holding of securities (including shares, warrants, convertible securities) of persons belonging to the category "Promoter and Promoter Group"

Sr.	Name of the shareholder	Details of Shares held		Encumbered shares (*)			Details of warrants		Details of convertible securities		Total shares (including underlying shares assuming full conversion of warrants and convertible securities) as a % of diluted share capital
		Number of shares held	As a % of grand total (A)+(B)+(C)	No.	As a percentage	As a % of grand total (A)+(B)+(C) of sub-clause (I)(a)	Number of warrants held	As a % total number of warrants of the same class	Number of convertible securities held	As a % total number of convertible securities of the same class	
(I)	(II)	(III)	(IV)	(V)	(VI)=(V)/(III)*100	(VII)	(VIII)	(IX)	(X)	(XI)	(XII)
1	Gurnam Arora	5016791	17.79	0	0.00	0.00	0	0	0	0	0
2	Jugal Kishore Arora	4934917	17.50	0	0.00	0.00	0	0	0	0	0
3	Satnam Arora	4315759	15.31	0	0.00	0.00	0	0	0	0	0
4	Rani Arora	746009	2.65	0	0.00	0.00	0	0	0	0	0
5	Nitin Arora	21000	0.07	0	0.00	0.00	0	0	0	0	0
6	Madhu Arora	4389	0.02	0	0.00	0.00	0	0	0	0	0
7	Meena Rani Arora	966	0.00	0	0.00	0.00	0	0	0	0	0
TOTAL		15039831	53.35	0	0.00	0.00	0	0	0	0	0

(*) The term "encumbrance" has the same meaning as assigned to it in regulation 28(3) of the SAST Regulations, 2011



(I)(c)(i) Statement showing holding of securities (including shares, warrants, convertible securities) of persons belonging to the category "Public" and holding more than 1% of the total number of shares

Sr. No.	Name of the shareholder	Number of shares held	Shares as a percentage of total number of shares (i.e., Grand Total (A)+(B)+(C) indicated in Statement at para (I)(a) above}	Details of warrants		Details of convertible securities		Total shares (including underlying shares assuming full conversion of warrants and convertible securities) as a % of diluted share
				Number of warrants held	As a % total number of warrants of the same class	Number of convertible securities held	% w.r.t total number of convertible securities of the same class	
1	TRANSWORLD FINVEST PVT LTD	1079437	3.83	0	0	0	0	0
2	KOSANI FINANCE & INVESTMENTS PVT LTD	956790	3.39	0	0	0	0	0
3	PUG STOCK BROKERS PVT. LTD.	290736	1.03	0	0	0	0	0
TOTAL		2326963	8.25	0	0	0	0	0




(I)(c)(ii) Statement showing holding of securities (including shares, warrants, convertible securities) of persons (together with PAC) belonging to the category "Public" and holding more than 5% of the total number of shares of the company

Sr. No.	Name(s) of the shareholder(s) and the Persons Acting in Concert (PAC) with them	Number of shares	Shares as a percentage of total number of shares (i.e., Grand Total (A)+(B)+(C) indicated in Statement at para (I)(a) above}	Details of warrants		Details of convertible securities		Total shares (including underlying shares assuming full conversion of warrants and convertible securities) as a % of diluted share capital
				Number of warrants	As a % total number of warrants of the same class	Number of convertible securities held	% w.r.t total number of convertible securities of the same class	
1	N.A		0.00		0		0	0
TOTAL		0	0.00	0	0	0	0	0




(d) Statement showing details of locked-in shares - "Promoter and Promoter Group"

S.No.	Name of the Shareholder	Number of Shares locked-in shares*	Locked-in Shares as a percentage of total number of shares (i.e. Grand Total (A)+(B)+(C) indicated in Statement at para (1)(a) above)
	Total	0	0.00



(II)(a) Statement showing details of Depository Receipts (DRs)

Sr. No.	Type of outstanding DR (ADRs, GDRs, SDRs, etc.)	Number of outstanding DRs	Number of shares underlying outstanding DRs	Shares underlying outstanding DRs as a percentage of total number of shares {i.e., Grand Total (A)+(B)+(C) indicated in Statement at para (I)(a) above}
1	N.A	N.A	N.A	0.00
TOTAL		0	0	0.00




(II)(b) Statement showing holding of Depository Receipts (DRs), where underlying shares held by "promoter/promoter group" are in excess of 1% of the total number of shares

Sr. No.	Name of the DR Holder	Type of outstanding DR (ADRs, GDRs, SDRs, etc.)	Number of shares underlying outstanding DRs
1	N.A	N.A	N.A
TOTAL			0



STATEMENT SHOWING DETAILS OF LOCKED - IN- SHARES


Sr. No.	Name of the Shareholder	Number of locked-in shares	Locked in Shares as a (%) percentage of total number of shares {i.e., Grand Total A+B+C indicated in statement at para (l)(a) above}	Promoter/ Promoter Group/ Public
	N.A	N.A	N.A	N.A
Total				



STATEMENT SHOWING DETAILS OF LOCKED - IN- SHARES

Sr. No.	Name of the Shareholder	Number of locked-in shares	Locked in Shares as a (%) percentage of total number of shares {i.e., Grand Total A+B+C indicated in statement at para (l)(a) above}	Promoter/ Promoter Group/ Public
	N.A	N.A	N.A	N.A
Total				

For Kohinoor Foods Ltd.



Rama Kant
Company Secretary & GM(Legal)

