

15<sup>th</sup> January, 2011

**The Secretary**  
**National Stock Exchange of India Ltd.**  
Exchange Plaza, 5<sup>th</sup> Floor,  
Plot No. C/1, G Block  
Bandra-Kurla Complex,  
Bandra (E)  
Mumbai – 400051

**Sub: Shareholding pattern for the Quarter Ended 31.12.2010.**


Dear Sir,

Please find attached herewith revised Shareholding Pattern as required by you vide your circular No. CIR/CFD/DIL/10/2010 dated December 16, 2010 for the Quarter ended 31.12.2010.

Please find the same in order.

Thanking you,

Yours sincerely,  
For Kohinoor Foods Limited

  
Ranjit Kant  
Company Secretary & DGM(Legal)

Encl: as above




15-Jan-11

The Secretary  
National Stock Exchange of India Ltd.  
Exchange Plaza, 5th Floor,  
Plot No. C/1, G Block,  
Bandra Kurla Complex  
Bandra (E) Mumbai - 400051

Subject : Shareholding pattern for the Quarter Ended 31.12.2010  
Name of the Company : KOHINOOR FOODS LIMITED.  
Scrip Code : 512559  
Name of the Scrip : KOHINOOR  
Class of Security : EQUITY SHARES

(I) (a) Statement showing Shareholding Pattern

| Partly Paid - up Shares:-   | No. of partly Paid-up Shares  | As a % of total no. of Partly Paid - up Shares            | As a % of total no. of shares of the Company   |
|---|-------------------------------|---|--|
| Held by Promoter/Promoters Group  | 0                             | 0.00  | 0.00   |
| Held by Public  | 0                             | 0.00  | 0.00   |
| <b>Total</b>  | <b>0</b>                      | <b>0.00</b>   | <b>0.00</b>  |
| Outstanding Convertible Securities:-  | No. of outstanding Securities | As a % of total no. of outstanding Convertible Securities | As a % of total no. of the Company, assuming full Conversion of the Convertible Securities |
| Held by Promoter/Promoters Group  | 0                             | 0.00  | 0.00   |
| Held by Public  | 0                             | 0.00  | 0.00   |
| <b>Total</b>  | <b>0</b>                      | <b>0.00</b>   | <b>0.00</b>  |
| Warrants:-  | No. of Warrants               | As a % of total no. of Warrants                           | As a % of total no. of the Company, assuming full Conversion of the Warrants               |
| Held by promoter/promoters Group  | 0                             | 0.00  | 0.00   |
| Held by Public  | 0                             | 0.00  | 0.00   |
| <b>Total</b>  | <b>0</b>                      | <b>0.00</b>   | <b>0.00</b>  |
| <b>Total Paid-up Capital of the Company assuming full conversion of Warrants and Convertible Securities</b> | <b>0</b>                      |   |  |



**KOHINOOR FOODS LIMITED**


Formerly Satnam Overseas Limited

201, Vipps Centre, Masjid Moth, Greater Kailash-II, New Delhi-110 048

Ph.: 91-11-41635757 (30 Lines), Fax: 91-11-41638586/87. E-mail: info@kohinoorfoods.in www.kohinoorfoods.in

| Category Code | Category of Shareholder  | No. of Shareholders | Total No. of Shares | No. of Shares held in demat form | Total shareholding percentage of total number of shares |                            | Shares Pledged or otherwise encumbered |                                  |
|---------------|--|---------------------|---------------------|----------------------------------|---|----------------------------|--|----------------------------------|
|               |  |                     |                     |                                  | As a percentage of (A+B)                                | As a percentage of (A+B+C) | Number of Shares                       | As a percentage of (A+B+C) * 100 |
| (I)           | (II)   | (III)               | (IV)                | (V)                              | (VI)  | (VII)                      | (VIII)                                 | (IX) = (VIII) / (IV) * 100       |
| (A)           | <b>Shareholding of Promoter and Promoter Group</b>                                 |                     |                     |                                  |   |                            |  |                                  |
| (1)           | <b>Indian</b>  |                     |                     |                                  |   |                            |  |                                  |
| (a)           | Individuals / Hindu Undivided Family*  | 7                   | 12,612,528          | 11,892,528                       | 44.74   | 44.74                      | Nil                                    | Nil                              |
| (b)           | Central Government / State Government(s)   | -                   | -                   | -                                | -   | -                          | -                                      | -                                |
| (c)           | Bodies Corporate   | -                   | -                   | -                                | -   | -                          | -                                      | -                                |
| (d)           | Financial Institutions / Banks   | -                   | -                   | -                                | -   | -                          | -                                      | -                                |
| (e)           | Any Other (Specify)  | -                   | -                   | -                                | -   | -                          | -                                      | -                                |
|               | <b>Sub Total (A)(1)</b>  | <b>7</b>            | <b>12,612,528</b>   | <b>11,892,528</b>                | <b>44.74</b>  | <b>44.74</b>               | <b>Nil</b>                             | <b>Nil</b>                       |
| (2)           | <b>Foreign</b>   |                     |                     |                                  |   |                            |  |                                  |
| (a)           | Individuals (Non-Resident Individuals / Foreign individuals)                       | -                   | -                   | -                                | -   | -                          | -                                      | -                                |
| (b)           | Bodies Corporate   | -                   | -                   | -                                | -   | -                          | -                                      | -                                |
| (c)           | Institutions   | -                   | -                   | -                                | -   | -                          | -                                      | -                                |
| (d)           | Any Other (Specify)  | -                   | -                   | -                                | -   | -                          | -                                      | -                                |
|               | <b>Sub Total (A) (2)</b>   | <b>-</b>            | <b>-</b>            | <b>-</b>                         | <b>-</b>  | <b>-</b>                   | <b>-</b>                               | <b>-</b>                         |
|               | <b>Total Shareholding of Promoter and Promoter Group (A)=(A)(1)+(A)(2)</b>         | <b>7</b>            | <b>12,612,528</b>   | <b>11,892,528</b>                | <b>44.74</b>  | <b>44.74</b>               | <b>Nil</b>                             | <b>Nil</b>                       |
| (B)           | <b>Public Shareholding</b>   |                     |                     |                                  |   |                            |  |                                  |
| (1)           | <b>Institutions</b>  |                     |                     |                                  |   |                            |  |                                  |
| (a)           | Mutual Funds / UTI   | -                   | -                   | -                                | -   | -                          | Nil                                    | Nil                              |
| (b)           | Financial Institutions / Banks   | 5                   | 180,951             | 180,951                          | 0.64  | 0.64                       | Nil                                    | Nil                              |
| (c)           | Central Government / State Government(s)   | -                   | -                   | -                                | -   | -                          | -                                      | -                                |
| (d)           | Venture Capital Funds  | -                   | -                   | -                                | -   | -                          | -                                      | -                                |
| (e)           | Insurance Companies  | -                   | -                   | -                                | -   | -                          | -                                      | -                                |
| (f)           | Foreign Institutional Investors  | 3                   | 56,900              | 56,900                           | 0.20  | 0.20                       | Nil                                    | Nil                              |
| (g)           | Foreign Venture Capital Investors  | -                   | -                   | -                                | -   | -                          | -                                      | -                                |
| (h)           | Any Other (Specify) -  | -                   | -                   | -                                | -   | -                          | -                                      | -                                |
|               | <b>Sub Total (B)(1)</b>  | <b>8</b>            | <b>237,851</b>      | <b>237,851</b>                   | <b>0.84</b>   | <b>0.84</b>                | <b>Nil</b>                             | <b>Nil</b>                       |
| (2)           | <b>Non-Institutions</b>  |                     |                     |                                  |   |                            |  |                                  |
| (a)           | Bodies Corporate *   | 745                 | 5,011,763           | 4,977,327                        | 17.78   | 17.78                      | 157,488                                | 3.14                             |
| (b)           | Individuals  | 23,287              | 6,289,222           | 5,824,881                        | 22.31   | 22.31                      | 34,040                                 | 0.54                             |
|               | i. Individual shareholders holding nominal share capital upto Rs. 1 Lac            |                     |                     |                                  |   |                            |  |                                  |
|               | ii. Individual shareholders holding nominal share capital in excess of Rs. 1 Lac   | 91                  | 3,785,258           | 3,769,058                        | 13.43   | 13.43                      | 104,760                                | 2.77                             |
| (c)           | Any Other (Specify) - NRI  | 230                 | 256,602             | 256,602                          | 0.91  | 0.91                       | Nil                                    | Nil                              |
|               | <b>Sub Total (B)(2)</b>  | <b>24,353</b>       | <b>15,342,845</b>   | <b>14,827,868</b>                | <b>54.42</b>  | <b>54.42</b>               | <b>296,288</b>                         | <b>6.45</b>                      |
|               | <b>Total Public Shareholding (B) = (B)(1)+(B)(2)</b>                               | <b>24,361</b>       | <b>15,580,696</b>   | <b>15,065,719</b>                | <b>55.26</b>  | <b>55.26</b>               | <b>296,288</b>                         | <b>6.45</b>                      |
|               | <b>Total (A) + (B)</b>   | <b>24,368</b>       | <b>28,193,224</b>   | <b>26,958,247</b>                | <b>100.00</b>   | <b>100.00</b>              | <b>296,288</b>                         | <b>6.45</b>                      |
| (C)           | Shares held by Custodian and against which Depository Receipts have been issued ** | -                   | -                   | -                                | N.A.  | -                          | N.A.                                   | N.A.                             |
|               | <b>GRAND TOTAL (A)+(B)+(C)</b>   | <b>24,368</b>       | <b>28,193,224</b>   | <b>26,958,247</b>                | <b>100.00</b>   | <b>100.00</b>              | <b>296,288</b>                         | <b>6.45</b>                      |

\*During the quarter, Promoters has increased their Shareholding from 11,214,868 Equity Shares representing 39.78% to 12,612,528 Equity Shares representing 44.74% by acquiring 1,397,660 shares representing 4.96%.



(1)(b) **Statement showing Shareholding of persons belonging to the category "Promoter and Promoter Group"**

| S.No. | Name of the Shareholder | Total Shares held |                                       | Shares pledged or otherwise encumbered |                        |   |
|-------|-------------------------|-------------------|---------------------------------------|--|------------------------|---|
|       |                         | Number            | As a % if grand total (A) + (B) + (C) | Number                                 | As a Percentage        | As a % of grand total (A) + (B) + (C) of sub-clause (I) (a) |
| I     | II                      | III               | IV                                    | V                                      | (VI) = (V) / (III)*100 | (VII)   |
| 1     | Gurnam Arora            | 4407658           | 15.63                                 | Nil                                    | Nil                    | Nil   |
| 2     | Jugal Kishore Arora     | 4051661           | 14.37                                 | Nil                                    | Nil                    | Nil   |
| 3     | Satnam Arora            | 3380845           | 11.99                                 | Nil                                    | Nil                    | Nil   |
| 4     | Rani Arora              | 746009            | 2.65                                  | Nil                                    | Nil                    | Nil   |
| 5     | Nitin Arora             | 21000             | 0.07                                  | Nil                                    | Nil                    | Nil   |
| 6     | Madhu Arora             | 4389              | 0.02                                  | Nil                                    | Nil                    | Nil   |
| 7     | Meena Rani Arora        | 966               | 0.00                                  | Nil                                    | Nil                    | Nil   |
|       | <b>Total</b>            | <b>12612528</b>   | <b>44.74</b>                          | Nil                                    | Nil                    | Nil   |

(1)(c) **Statement showing Shareholding of persons belonging to the category "Public" and holding more than 1% of the total number of shares**

| S.No. | Name of the Shareholder              | Number of Shares | Shares as a percentage of total number of shares {i.e. Grand Total (A)+(B)+(C) indicated in Statement at para (1)(a) above} |
|-------|--------------------------------------|------------------|---|
| 1     | Transworld Finvest Pvt. Ltd.         | 1079437          | 3.83  |
| 2     | Surbhi bajoria                       | 697963           | 2.48  |
| 3     | PUG Stock Brokers Pvt. Ltd.          | 613736           | 2.18  |
| 4     | Kosani Finance & Investments Pvt Ltd | 400000           | 1.42  |
| 5     | Pooja Mukund Jalan                   | 395303           | 1.40  |
|       | <b>Total</b>                         | <b>3186439</b>   | <b>11.30</b>  |

(1)(d) **Statement showing details of locked-in shares - "Promoter and Promoter Group"**

| S.No. | Name of the Shareholder | Number of Shares locked-in shares* | Locked-in Shares as a percentage of total number of shares {i.e. Grand Total (A)+(B)+(C) indicated in Statement at para (1)(a) above} |
|-------|-------------------------|------------------------------------|---|
| 1     | Jugal Kishore Arora     | 240000                             | 0.85  |
| 2     | Satnam Arora            | 240000                             | 0.85  |
| 3     | Gurnam Arora            | 240000                             | 0.85  |
|       | <b>Total</b>            | <b>720000</b>                      | <b>2.55</b>   |

\* The above 7,20,000 shares have been under lock-in period upto 09.02.2012





(II)(a) Statement showing details of Depository Receipts (DRs) - NONE

| S.No. | Type of outstanding DR (ADRs, GDRs, SDRs, etc) | Number of outstanding DRs | Number of shares underlying outstanding DRs | Shares underlying outstanding DRs as a percentage of total number of shares { i.e. Grand Total (A)+(B)+(C) indicated in Statement at para (i)(a) above} |
|-------|--|---------------------------|---|---|
| 1     |  |                           |   |   |
| 2     |  |                           |   |   |
|       |  |                           |   |   |
|       | <b>Total</b>                                   |                           |   |   |

(II)(b) Statement showing Holding of Depository Receipts (DRs), where underlying Shares are in excess of 1% of the total number of shares- NONE

| S.No. | Name of the DR Holder | Type of outstanding DR (ADRs, GDRs, SDRs etc.) | Number of shares underlying outstanding DRs | Shares underlying outstanding DRs as a percentage of total number of shares { i.e. Grand Total (A)+(B)+(C) indicated in Statement at para (i)(a) above} |
|-------|-----------------------|--|---|---|
| 1     |                       |  |   |   |
| 2     |                       |  |   |   |
|       |                       |  |   |   |
|       | <b>Total</b>          |  |   |   |

(III)(a) Statement showing the voting pattern of shareholders, if more than one class of shares/securities is issued by the issuer. N.A

For Kohinoor Foods Limited  
  
Rama Kant  
Company Secretary & DGM (Legal)  


C.C: Bombay Stock Exchange Ltd  
Mumbai