

13th October, 2011

The Secretary  
Bombay Stock Exchange Ltd.  
25th Floor, Phiroz Jeejeebhoy Tower  
Dalal Street  
Mumbai - 400001

Subject : Shareholding pattern for the Quarter Ended 30.09.2011  
Name of the Company : KOHINOOR FOODS LIMITED.  
Scrip Code : 512559  
Name of the Scrip : KOHINOOR  
Class of Security : EQUITY SHARES

(I)(a) Statement showing Shareholding Pattern

Partly Paid - up Shares:-	No. of partly Paid-up Shares	As a % of total no. of Partly Paid - up Shares	As a % of total no. of shares of the Company
Held by Promoter/Promoters Group	0	0.00	0.00
Held by Public	0	0.00	0.00
Total	0	0.00	0.00
Outstanding Convertible Securities:-	No. of outstanding Securities	As a % of total no. of outstanding Convertible Securities	As a % of total no. of the Company, assuming full Conversion of the Convertible Securities
Held by Promoter/Promoters Group	0	0.00	0.00
Held by Public	0	0.00	0.00
Total	0	0.00	0.00
Warrants:-	No. of Warrants	As a % of total no. of Warrants	As a % of total no. of the Company, assuming full Conversion of the Warrants
Held by promoter/promoters Group	0	0.00	0.00
Held by Public	0	0.00	0.00
Total	0	0.00	0.00
Total Paid-up Capital of the Company assuming full conversion of Warrants and Convertible Securities	0		

**KOHINOOR FOODS LIMITED**


Formerly Satnam Overseas Limited

201, Vipps Centre, Masjid Moth, Greater Kailash-II, New Delhi-110 048


Ph.: 91-11-41635757 (30 Lines), Fax: 91-11-41638586/87, E-mail: info@kohinoorfoods.in www.kohinoorfoods.in

71, Libaspur, Bahalgarh, Dist. Sonapat, Haryana-131021 (100% E.O.U.)

• Winner of APEDA Awards every year since 1991 for quality & export excellence • Brand Equity Award • Niryat Shree Award  
• World Quality Commitment International Star Award, Paris • Award from World Economic Forum



Category Code	Category of Shareholder	No. of Shareholders	Total No. of Shares	No. of Shares held in demat form	Total shareholding percentage of total number of shares		Shares Pledged or otherwise encumbered	
					As a percentage of (A+B)	As a percentage of (A+B+C)	Number of Shares	As a percentage of (A+B+C) * 100
(I)	(II)	(III)	(IV)	(V)	(VI)	(VII)	(VIII)	(IX) = (VIII) / (IV) * 100
(A)	<b>Shareholding of Promoter and Promoter Group</b>							
(1)	<b>Indian</b>							
(a)	Individuals / Hindu Undivided Family*	13	13,644,998	13,644,998	48.40	48.40	Nil	Nil
(b)	Central Government / State Government(s)	-	-	-	-	-	-	-
(c)	Bodies Corporate	-	-	-	-	-	-	-
(d)	Financial Institutions / Banks	-	-	-	-	-	-	-
(e)	Any Other (Specify)	-	-	-	-	-	-	-
	<b>Sub Total (A)(1)</b>	<b>13</b>	<b>13,644,998</b>	<b>13,644,998</b>	<b>48.40</b>	<b>48.40</b>	<b>Nil</b>	<b>Nil</b>
(2)	<b>Foreign</b>							
(a)	Individuals (Non-Resident Individuals / Foreign individuals)	-	-	-	-	-	-	-
(b)	Bodies Corporate	-	-	-	-	-	-	-
(c)	Institutions	-	-	-	-	-	-	-
(d)	Any Other (Specify)	-	-	-	-	-	-	-
	<b>Sub Total (A) (2)</b>	<b>-</b>	<b>-</b>	<b>-</b>	<b>-</b>	<b>-</b>	<b>-</b>	<b>-</b>
	<b>Total Shareholding of Promoter and Promoter Group (A)=(A)(1)+(A)(2)</b>	<b>13</b>	<b>13,644,998</b>	<b>13,644,998</b>	<b>48.40</b>	<b>48.40</b>	<b>Nil</b>	<b>Nil</b>
(B)	<b>Public Shareholding</b>							
(1)	<b>Institutions</b>							
(a)	Mutual Funds / UTI	-	-	-	-	-	Nil	Nil
(b)	Financial Institutions / Banks	5	176,141	176,141	0.62	0.62	Nil	Nil
(c)	Central Government / State Government(s)	-	-	-	-	-	-	-
(d)	Venture Capital Funds	-	-	-	-	-	-	-
(e)	Insurance Companies	-	-	-	-	-	-	-
(f)	Foreign Institutional Investors	2	17,500	17,500	0.06	0.06	Nil	Nil
(g)	Foreign Venture Capital Investors	-	-	-	-	-	-	-
(h)	Any Other (Specify)	-	-	-	-	-	-	-
	<b>Sub Total (B)(1)</b>	<b>7</b>	<b>193,641</b>	<b>193,641</b>	<b>0.69</b>	<b>0.69</b>	<b>Nil</b>	<b>Nil</b>
(2)	<b>Non-Institutions</b>							
(a)	Bodies Corporate *	608	4,474,249	4,439,813	15.87	15.87	384,005	1.29
(b)	Individuals	28,600	6,095,260	5,639,172	21.62	21.62	40,413	0.15
	i. Individual shareholders holding nominal share capital upto Rs.1 Lac	-	-	-	-	-	-	-
	ii. Individual shareholders holding nominal share capital in excess of Rs.1 Lac	75	3,561,694	3,545,494	12.63	12.63	154,660	0.54
(c)	Any Other (Specify) - NRI	225	223,382	223,382	0.79	0.79	-	-
	<b>Sub Total (B)(2)</b>	<b>27,508</b>	<b>14,364,666</b>	<b>13,847,861</b>	<b>50.92</b>	<b>50.92</b>	<b>669,078</b>	<b>1.98</b>
	<b>Total Public Shareholding (B) = (B)(1)+(B)(2)</b>	<b>27,515</b>	<b>14,548,226</b>	<b>14,041,502</b>	<b>61.60</b>	<b>61.60</b>	<b>669,078</b>	<b>1.98</b>
	<b>Total (A) + (B)</b>	<b>27,528</b>	<b>28,193,224</b>	<b>27,886,500</b>	<b>100.00</b>	<b>100.00</b>	<b>669,078</b>	<b>1.98</b>
(C)	Shares held by Custodian and against which Depository Receipts have been issued **	-	-	-	N.A.	-	N.A.	N.A.
	<b>GRAND TOTAL (A)+(B)+(C)</b>	<b>27,528</b>	<b>28,193,224</b>	<b>27,886,500</b>	<b>100.00</b>	<b>100.00</b>	<b>669,078</b>	<b>1.98</b>



(1)(b) **Statement showing Shareholding of persons belonging to the category "Promoter and Promoter Group"**

S.No.	Name of the Shareholder	Total Shares held		Shares pledged or otherwise encumbered		
		Number	As a % if grand total (A) + (B) + (C)	Number	As a Percentage	As a % of grand total (A) + (B) + (C) of sub-clause (I) (a)
I	II	III	IV	V	(VI) = (V) / (III)*100	(VII)
1	Gurnam Arora	4741990	16.82	Nil	Nil	Nil
2	Jugal Kishore Arora	4425299	15.70	Nil	Nil	Nil
3	Satnam Arora	3705345	13.14	Nil	Nil	Nil
4	Rani Arora	746009	2.65	Nil	Nil	Nil
5	Nitin Arora	21000	0.07	Nil	Nil	Nil
6	Madhu Arora	4389	0.02	Nil	Nil	Nil
7	Meena Rani Arora	966	0.00	Nil	Nil	Nil
	<b>Total</b>	<b>13644998</b>	<b>48.40</b>	<b>Nil</b>	<b>Nil</b>	<b>Nil</b>


(1)(c) **Statement showing Shareholding of persons belonging to the category "Public" and holding more than 1% of the total number of shares**

S.No.	Name of the Shareholder	Number of Shares	Shares as a percentage of total number of shares (i.e. Grand Total (A)+(B)+(C) indicated in Statement at para (1)(a) above)
1	Transworld Finvest Pvt. Ltd.	1079437	3.83
2	Kosani Finance & Investments Pvt Ltd	956790	3.39
3	Surbhi Bajoria	697963	2.48
4	Pooja Mukund Jalan	383064	1.36
5	Shashank Aggarwal	335000	1.19
6	PUG Stock Brokers Pvt. Ltd.	290736	1.03
	<b>Total</b>	<b>3742990</b>	<b>13.28</b>

(1)(d) **Statement showing details of locked-in shares - "Promoter and Promoter Group"**

S.No.	Name of the Shareholder	Number of Shares locked-in shares*	Locked-in Shares as a percentage of total number of shares (i.e. Grand Total (A)+(B)+(C) indicated in Statement at para (1)(a) above)
1	Jugal Kishore Arora	240000	0.85
2	Satnam Arora	240000	0.85
3	Gurnam Arora	240000	0.85
	<b>Total</b>	<b>720000</b>	<b>2.55</b>

\* The above 7,20,000 shares have been under lock-in period upto 09.02.2012.



(II)(a) Statement showing details of Depository Receipts (DRs) - NONE

S.No.	Type of outstanding DR (ADRs, GDRs, SDRs, etc)	Number of outstanding DRs	Number of shares underlying outstanding DRs	Shares underlying outstanding DRs as a percentage of total number of shares { i.e. Grand Total (A)+(B)+(C) indicated in Statement at para (i)(a) above}
1				
2				
	<b>Total</b>			

(II)(b) Statement showing Holding of Depository Receipts (DRs), where underlying Shares are in excess of 1% of the total number of shares- NONE

S.No.	Name of the DR Holder	Type of outstanding DR (ADRs, GDRs, SDRs etc.)	Number of shares underlying outstanding DRs	Shares underlying outstanding DRs as a percentage of total number of shares { i.e. Grand Total (A)+(B)+(C) indicated in Statement at para (i)(a) above}
1				
2				
	<b>Total</b>			

(III)(a) Statement showing the voting pattern of shareholders, if more than one class of shares/securities is issued by the issuer. N.A

For Kohinoor Foods Limited

  
Rama Kant  
Company Secretary & GM (Legal)



C.C: National Stock Exchange of India Ltd.  
Mumbai