

9th October, 2013

The Secretary  
Bombay Stock Exchange Ltd.

25th Floor, Phiroz Jeejeebhoy Tower  
Dalal Street  
Mumbai - 400001

Subject : Shareholding pattern for the Quarter Ended 30.09.2013  
Name of the Company : KOHINOOR FOODS LIMITED.  
Scrip Code : 512559  
Name of the Scrip : KOHINOOR  
Class of Security : EQUITY SHARES

**Statement showing Shareholding Pattern**

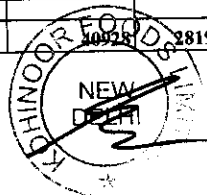
Partly Paid - up Shares:-	No. of partly Paid-up Shares	As a % of total no. of Partly Paid - up Shares	As a % of total no. of shares of the Company
Held by Promoter/Promoters	0	0.00	0.00
Held by Public	0	0.00	0.00
Total	0	0.00	0.00
Outstanding Convertible Securities:-	No. of outstanding Securities	As a % of total no. of outstanding Convertible Securities	As a % of total no. of the Company, assuming full Conversion of the Convertible Securities
Held by Promoter/Promoters Group	0	0.00	0.00
Held by Public	0	0.00	0.00



## Statement Showing Shareholding Pattern

Table (I)(a)


Category code	Category of Shareholder	Number of Shareholders	Total number of shares	Number of shares held in dematerialized form	Total shareholding as a percentage of total number of shares		Shares Pledged or otherwise encumbered	
					As a percentage of (A+B) <sup>1</sup>	As a percentage of (A+B+C)	Number of shares	As a percentage
(I)	(II)	(III)	(IV)	(V)	(VI)	(VII)	(VIII)	(IX) = (VIII)/(IV)*100
<b>(A)</b>	<b>Shareholding of Promoter and</b>							
	<b>1 Indian</b>							
(a)	Individuals/ Hindu Undivided Family	13	16439831	16439831	58.31	58.31	0	0.00
(b)	Central Government/ State Government(s)	0	0	0	0.00	0.00	0	0.00
(c)	Bodies Corporate	0	0	0	0.00	0.00	0	0.00
(d)	Financial Institutions/ Banks	0	0	0	0.00	0.00	0	0.00
(e)	Any Others (Specify)	0	0	0	0.00	0.00	0	0.00
	<b>Sub Total(A(1))</b>	<b>13</b>	<b>16439831</b>	<b>16439831</b>	<b>58.31</b>	<b>58.31</b>	<b>0</b>	<b>0.00</b>
<b>2</b>	<b>Foreign</b>							
a	Individuals (Non-Residents Individuals/ Foreign Individuals)	0	0	0	0.00	0.00	0	0.00
b	Bodies Corporate	0	0	0	0.00	0.00	0	0.00
c	Institutions	0	0	0	0.00	0.00	0	0.00
d	Qualified Foreign Investor	0	0	0	0.00	0.00	0	0.00
e	Any Others (Specify)	0	0	0	0.00	0.00	0	0.00
	<b>Sub Total(A(2))</b>	<b>0</b>	<b>0</b>	<b>0</b>	<b>0.00</b>	<b>0.00</b>	<b>0</b>	<b>0.00</b>
	<b>Total Shareholding of Promoter</b>	<b>13</b>	<b>16439831</b>	<b>16439831</b>	<b>58.31</b>	<b>58.31</b>	<b>0</b>	<b>0.00</b>
<b>(B)</b>	<b>Public shareholding</b>							
<b>1</b>	<b>Institutions</b>							
(a)	Mutual Funds/ UTI	0	0	0	0.00	0.00	0	0.00
(b)	Financial Institutions/ Banks	4	119001	119001	0.42	0.42	29459	0.00
(c)	Central Government/ State Government(s)	0	0	0	0.00	0.00	0	0.00
(d)	Venture Capital Funds	0	0	0	0.00	0.00	0	0.00
(e)	Insurance Companies	0	0	0	0.00	0.00	0	0.00
(f)	Foreign Institutional Investors	2	17500	17500	0.06	0.06	0	0.00
(g)	Foreign Venture Capital Investors	0	0	0	0.00	0.00	0	0.00
(h)	Qualified Foreign Investor	0	0	0	0.00	0.00	0	0.00
(i)	Any Other (specify)	0	0	0	0.00	0.00	0	0.00
	<b>Sub-Total (B)(1)</b>	<b>6</b>	<b>136501</b>	<b>136501</b>	<b>0.48</b>	<b>0.48</b>	<b>29459</b>	<b>0.00</b>
<b>B 2</b>	<b>Non-institutions</b>							
(a)	Bodies Corporate	442	4009990	3975514	14.22	14.22	440	0.00
(b)	Individuals				0.00	0.00	0	0.00
I	Individuals -i. Individual shareholders holding nominal share capital up to Rs 1 lakh	39743	5156718	4697893	18.29	18.29	28818	0.00
II	ii. Individual shareholders holding nominal share capital in excess of Rs. 1 lakh	60	1846720	1830520	6.55	6.55	104760	0.00
(c)	Qualified Foreign Investor	0	0	0	0.00	0.00	0	0.00
(d)	N.R.I.(REPT & NON-REPT)	192	245962	245962	0.87	0.87	0	0.00
(d-i)	Hindu Undivided Family	431	341511	341511	1.21	1.21	0	0.00
(d-ii)	Clearing Members	41	15991	15991	0.06	0.06	0	0.00
	<b>Sub-Total (B)(2)</b>	<b>40909</b>	<b>11616892</b>	<b>11107391</b>	<b>41.20</b>	<b>41.20</b>	<b>134018</b>	<b>0.00</b>
<b>(B)</b>	<b>Total Public Shareholding (B)= (B)(1)+(B)(2)</b>	<b>40915</b>	<b>11753393</b>	<b>11243892</b>	<b>41.69</b>	<b>41.69</b>	<b>163477</b>	<b>0.58</b>
	<b>TOTAL (A)+(B)</b>	<b>40928</b>	<b>28193224</b>	<b>27683723</b>	<b>100.00</b>	<b>100.00</b>	<b>163477</b>	<b>0.51</b>
<b>(C)</b>	<b>Shares held by Custodians and against which Depository Receipts have been issued</b>							
1	Promoter and Promoter Group	0	0	0	0	0.00	0	0.00
2	Public	0	0	0	0	0.00	0	0
	<b>Sub-Total (C)</b>	<b>0</b>	<b>0</b>	<b>0</b>	<b>0</b>	<b>0</b>	<b>0</b>	<b>0</b>
	<b>GRAND TOTAL (A)+(B)+(C)</b>	<b>40928</b>	<b>28193224</b>	<b>27683723</b>	<b>100.00</b>	<b>100.00</b>	<b>0</b>	<b>0.51</b>



(I)(b) Statement showing holding of securities (including shares, warrants, convertible securities) of persons belonging to the category "Promoter and Promoter Group"

Sr.	Name of the shareholder	Details of Shares held		Encumbered shares (*)			Details of warrants		Details of convertible securities		Total shares (including underlying shares assuming full conversion of warrants and convertible securities) as a % of diluted share capital
		Number of shares held	As a % of grand total (A)+(B)+(C)	No.	As a percentage	As a % of grand total (A)+(B)+(C) of sub-clause (I)(a)	Number of warrants held	As a % total number of warrants of the same class	Number of convertible securities held	As a % total number of convertible securities of the same class	
(I)	(II)	(III)	(IV)	(V)	(VI)=(V)/(III)*100	(VII)	(VIII)	(IX)	(X)	(XI)	(XII)
1	Gurnam Arora	5456774	19.35	0	0.00	0.00	0	0		0	0
2	Jugal Kishore Arora	5473433	19.41	0	0.00	0.00	0	0		0	0
3	Satnam Arora	4737260	16.80	0	0.00	0.00	0	0		0	0
4	Rani Arora	746009	2.65	0	0.00	0.00	0	0		0	0
5	Nitin Arora	21000	0.07	0	0.00	0.00	0	0		0	0
6	Madhu Arora	4389	0.02	0	0.00	0.00	0	0		0	0
7	Meena Rani Arora	966	0.00	0	0.00	0.00	0	0		0	0
<b>TOTAL</b>		<b>16439831</b>	<b>58.31</b>	<b>0</b>	<b>0.00</b>	<b>0.00</b>	<b>0</b>	<b>0</b>	<b>0</b>	<b>0</b>	<b>0</b>

(\*) The term "encumbrance" has the same meaning as assigned to it in regulation 28(3) of the SAST Regulations, 2011




**(I)(c)(i) Statement showing holding of securities (including shares, warrants, convertible securities) of persons belonging to the category "Public" and holding more than 1% of the total number of shares**

Sr. No.	Name of the shareholder	Number of shares held	Shares as a percentage of total number of shares (i.e., Grand Total (A)+(B)+(C) indicated in Statement at para (I)(a) above}	Details of warrants		Details of convertible securities		Total shares (including underlying shares assuming full conversion of warrants and convertible securities) as a % of diluted share
				Number of warrants held	As a % total number of warrants of the same class	Number of convertible securities held	% w.r.t total number of convertible securities of the same class	
1	TRANSWORLD FINVEST PVT LTD	1079437	3.83	0	0	0	0	0
2	KOSANI FINANCE & INVESTMENTS PVT LTD	956790	3.39	0	0	0	0	0
3	PUG STOCK BROKERS PVT. LTD.	290736	1.03	0	0	0	0	0
<b>TOTAL</b>		<b>2326963</b>	<b>8.25</b>	<b>0</b>	<b>0</b>	<b>0</b>	<b>0</b>	<b>0</b>



**(I)(c)(ii) Statement showing holding of securities (including shares, warrants, convertible securities) of persons (together with PAC) belonging to the category "Public" and holding more than 5% of the total number of shares of the company**

Sr. No.	Name(s) of the shareholder(s) and the Persons Acting in Concert (PAC) with them	Number of shares	Shares as a percentage of total number of shares (i.e., Grand Total (A)+(B)+(C) indicated in Statement at para (I)(a) above)	Details of warrants		Details of convertible securities		Total shares (including underlying shares assuming full conversion of warrants and convertible securities) as a % of diluted share capital
				Number of warrants	As a % total number of warrants of the same class	Number of convertible securities held	% w.r.t total number of convertible securities of the same class	
I	NA		0.00		0		0	0
<b>TOTAL</b>		<b>0</b>	<b>0.00</b>	<b>0</b>	<b>0</b>	<b>0</b>	<b>0</b>	<b>0</b>



l(d) Statement showing details of locked-in shares - "Promoter and Promoter Group"

S.No.	Name of the Shareholder	Number of Shares locked-in shares*	Locked-in Shares as a percentage of total number of shares {i.e. Grand Total (A)+(B)+(C) indicated in Statement at para (1)(a) above}
	Total	0	0.00



(II)(a) Statement showing details of Depository Receipts (DRs)

Sr. No.	Type of outstanding DR (ADRs, GDRs, SDRs, etc.)	Number of outstanding DRs	Number of shares underlying outstanding DRs	Shares underlying outstanding DRs as a percentage of total number of shares {i.e., Grand Total (A)+(B)+(C) indicated in Statement at para (I)(a) above}
1	N.A	N.A	N.A	0.00
<b>TOTAL</b>		<b>0</b>	<b>0</b>	<b>0.00</b>



(II)(b) Statement showing holding of Depository Receipts (DRs), where underlying shares held by "promoter/promoter group" are in excess of 1% of the total number of shares

Sr. No.	Name of the DR Holder	Type of outstanding DR (ADRs, GDRs, SDRs, etc.)	Number of shares underlying outstanding DRs
1	N.A	N.A	N.A
<b>TOTAL</b>			<b>0</b>

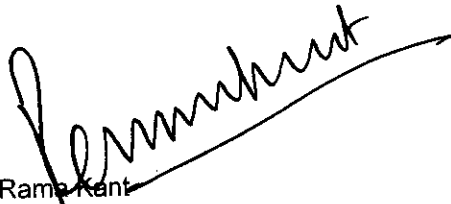




**STATEMENT SHOWING DETAILS OF LOCKED - IN- SHARES**

Sr. No.	Name of the Shareholder	Number of locked-in shares	Locked in Shares as a (%) percentage of total number of shares {i.e., Grand Total A+B+C indicated in statement at para (l)(a) above}	Promoter/ Promoter Group/ Public
	N.A	N.A	N.A	N.A
Total				

For Kohinoor Foods Ltd.



Ramesh Kant  
Company Secretary & GM(Legal)

