

SACHDEVA BROTHERS PRIVATE LIMITED  
 Regd. Office :- 201, VIPPS CENTRE,  
 MASJID MOTH, G.K. -II, NEW DELHI-110048  
 CIN NO. U15311DL1986PTC222606

Balance Sheet as at 31st March,2015


(Amount in Rs.)

PARTICULARS	Note	As at 31 st March,2015	As at 31 st March,2014
<b>EQUITY AND LIABILITIES</b>			
<b>Shareholder's Fund</b>			
Share Capital	2	1,583,500	1,583,500
Reserve and Surplus	3	<u>(1,935,269)</u>	<u>(1,891,625)</u>
		(351,769)	(308,125)
<b>Current Liabilities</b>			
Other Current Liabilities	4	373,001	329,357
<b>TOTAL</b>		<u><u>21,232</u></u>	<u><u>21,232</u></u>
<b>ASSETS</b>			
<b>Current Assets</b>			
Short Term Loans and Advances	5	21,232	21,232
<b>TOTAL</b>		<u><u>21,232</u></u>	<u><u>21,232</u></u>
Significant Accounting Policies Notes on Financial Statements	1		

In terms of our separate report of even date attached

FOR AND ON BEHALF OF THE BOARD

For NATH AHUJA & CO.  
 CHARTERED ACCOUNTANTS  
 FRN/001083N  
 NEW DELHI  
 (NATH AHUJA)  
 PROPRIETOR  
 Membership No: 80178



JUGAL KISHORE ARORA  
 CHAIRMAN  
 DIN No. 00010704

GURNAM ARORA  
 DIRECTOR  
 DIN No. 00010731

Place :- New Delhi  
 Dated :- 28.05.2015

SACHDEVA BROTHERS PRIVATE LIMITED  
 Regd. Office :- 201, VIPPS CENTRE,  
 MASJID MOTH, G.K. -II, NEW DELHI-110048  
 CIN NO. U15311DL1986PTC222606


**Statement of Profit and Loss for the year ended 31st March, 2015**

(Amount in Rs.)

PARTICULARS	Note	For the Year Ended 31 st March,2015	For the Year Ended 31 st March,2014
<b>INCOME</b>			
Total Revenue		-	-
<b>EXPENDITURE</b>			
Administrative Expenses	6	43,644	33,789
Total Expenses		<u>43,644</u>	<u>33,789</u>
Profit Before Tax		<u>(43,644)</u>	<u>(33,789)</u>
Tax Expenses		-	-
Profit for the year		(43,644)	(33,789)
Earnings per equity share of face value of Rs. 100 each Basic and Diluted (in Rs.)	8	(2.76)	(2.13)
Significant Accounting Policies Notes on Financial Statements	1		

In terms of our separate report of even date attached

FOR AND ON BEHALF OF THE BOARD



*[Signature]*  
 JUGAL KISHORE ARORA  
 CHAIRMAN  
 DIN No. 00010704

*[Signature]*  
 GURNAM ARORA  
 DIRECTOR  
 DIN No. 00010731

Place :- New Delhi  
 Dated :- 28.05.2015

SACHDEVA BROTHERS PRIVATE LIMITED  
 Regd. Office :- 201, VIPPS CENTRE,  
 MASJID MOTH, G.K. -II, NEW DELHI-110048  
 CIN NO. U15311DL1986PTC222606


**Cash Flow Statement for the year ended 31 March 2015**

(In Rupees)

Particulars	For the Year Ended	For the Year Ended
		31
<b>A. Cash Flow From Operating Activities</b>		
Net Profit before tax & extra ordinary items	(43,644)	(33,789)
Operating profit before working capital changes		
Adjustments for :		
Current Liabilities & Provision	43,644	33,789
Net cash from operating activities	-	-
<b>B. Cash Flow from Investing Activities</b>		
	-	-
<b>C. Cash Flow from Financing Activities</b>		
	-	-
Net Increase/(Decrease) in Cash and Cash Equivalents	-	-
- Cash & Cash equivalent at beginning of the year	-	-
- Cash & Cash equivalent at end of the year *	-	-

In terms of our separate report of even date attached

FOR AND ON BEHALF OF THE BOARD



*Jugal Kishore Arora*  
 JUGAL KISHORE ARORA  
 CHAIRMAN  
 DIN No. 00010704

*Gurnam Arora*  
 GURNAM ARORA  
 DIRECTOR  
 DIN No. 00010731

Place :- New Delhi  
 Dated :- 28.05.2015

## Notes on Financial Statements for the year ended 31st March, 2014

(Amount in Rs.)

PARTICULARS	AS AT	AS AT
	31.03.2015	31.03.2014
<b>2 SHARE CAPITAL</b>		
<b>AUTHORISED CAPITAL</b>		
20,000 Equity shares of Rs. 100/- each.	2,000,000	2,000,000
<b>ISSUED, SUBSCRIBED AND PAID-UP CAPITAL</b>		
15835 Equity Shares of Rs. 100/- each fully paid-up	1,583,500	1,583,500
	1,583,500	1,583,500

a) The reconciliation of the number of shares outstanding is set out below:

PARTICULARS	AS AT	AS AT
	31.03.2015	31.03.2014
	No. of Shares	No. of Shares
Equity Shares at the beginning of the year	15,835	15,835
Equity Shares issued during the year	-	-
Equity Shares at the end of the year	15,835	15,835

b) Shares held by Shareholders holding more than 5 percent shares in the Company :

	As At 31.03.2015		As At 31.03.2014	
	No. of Shares	% holding	No. of Shares	% holding
(i) Kohinoor Foods Limited	15,835	100.00%	15,835	100.00%



3	<u>RESERVE AND SURPLUS</u>	<u>AS AT</u> <u>31.03.2015</u>	<u>AS AT</u> <u>31.03.2014</u>
	Investment Allowance Reserve As per last Balance Sheet	358,849	358,849
	Amalgamation Reserve As per last Balance Sheet	1,511,173	1,511,173
	Profit & Loss A/c		
	Opening Balance	(3,761,648)	#####
	Add: Profit/Loss during the year	(43,644)	(33,789)
		<u>(1,935,269)</u>	<u>(1,891,625)</u>
	<b>4</b>		
	<u>OTHER CURRENT LIABILITIES</u>		
	Sundry Creditors*	373,001	329,357
		<u>373,001</u>	<u>329,357</u>
	* Some of the creditors are subject to balance confirmation		
	<b>5</b>		
	<u>SHORT TERM LOAN AND ADVANCES</u>		
	Advance Tax	21,232	21,232
		<u>21,232</u>	<u>21,232</u>
		<u>For the year Ended</u> <u>31st March 2015</u>	<u>For the year Ended</u> <u>31st March 2014</u>
	<b>6</b>		
	<u>ADMINISTRATIVE EXPENSES</u>		
	Rates, Fees and Taxes	38,644	28,789
	Payment to Auditors		
	-Statutory Audit Fee	5,000	5,000
		<u>43,644</u>	<u>33,789</u>

7 Previous year's figures have been regrouped and/or rearranged wherever necessary for presentation purpose.



8

**Earning Per Share****a) Calculation of Weighted Average number of equity shares****For Basic/Diluted EPS**

No. of Shares at the beginning of the year	15,835	15,835
Equity Shares issued during the year	-	-
Total number of equity shares outstanding at the end of the year	15,835	15,835
Equity shares outstanding for 365 days	15,835	15,835
Weighted Average number of equity shares outstanding during the year	15,835	15,835

**b) Net Profit after tax available for equity shareholders** (43,644) (33,789)


Earnings per share (face value per share Rs. 100 each)  
Basic and Diluted (2.76) (2.13)

**9 Disclosures under Accounting Standard 18 on "Related Party Disclosures" :****9.1 List of related parties**

Holding Company  
-Kohinoor Foods Limited

**9.2 The following transactions were carried out with related parties in the ordinary course of Business during the year\***

	Holding Company
<b>Transactions during the year</b>	
-Expenses incurred by related party on behalf of the company	29,913 (29,913)
<b>Balances outstanding at the year end:-</b>	
-Creditors	352,125 (314,081)



JUGAL KISHORE ARORA  
CHAIRMAN  
DIN No. 00010704

GURNAM ARORA  
DIRECTOR  
DIN No. 00010731

Place :- New Delhi  
Dated :- 28.05.2015

## SIGNIFICANT ACCOUNTING POLICIES

### Basis of Preparation of Financial Statements

The financial statements are prepared and presented under the historical cost convention, on the accrual basis of accounting and comply with the Accounting Standards prescribed by the Companies (Accounting Standard) Rules, 2006 and the relevant provisions of the Companies Act, 1956 to the extent applicable, as adopted consistently by the company.

### Use of Estimates and Judgments

The preparation of financial statements are in conformity with the Accounting Standards which requires Management to make estimates and assumptions that affect the reported amount of assets and liabilities and disclosures relating to the contingent liabilities as on the date of balance sheet and the reported amount of revenues and expenditures during the reporting period. The estimates and assumptions used in the Financial Statements are based upon Management's best evaluation of the relevant facts and circumstances as of the date of the Financial Statements. Examples of such estimates include useful life of fixed assets, creation of deferred tax asset, lease rentals and write off of deferred revenue expenditure. Actual results may differ from those estimates.

### Revenue Recognition :

The company follows the mercantile system of accounting and recognizes the income and expenditures on accrual basis except in case of significant uncertainties. Certain items of income such as insurance claim, market fees refund ,overdue interest from customers etc have been considered to the extent the amount is accepted by the parties. The principles of the revenue recognition are given below:-

Sales are recognized as follows :

- Domestic Sales - At the point of dispatches to customers.
- Export Sales - At the time of issue of Bill of Lading.

Sales are recorded net of sales returns, price differences and sales tax.  
Sale of license and duty draw back are recognized on realization basis.

### Fixed Assets

Fixed Assets are stated at cost less accumulated depreciation. Cost comprises the purchase price and any attributable cost of bringing the assets to its working condition for its intended use.

Capital work in progress is stated at cost. Capital WIP includes the cost of fixed assets that are not yet ready for their intended use, as on the balance sheet date.

### Depreciation

Depreciation is provided on written down value basis at rates provided in Schedule XIV to the Companies Act, 1956. The depreciation rates which are different from the principal rates specified in Schedule-XIV are as follows:-

Tarpaulin	100%
Wooden & Plastic Crates	100%

In case of items having value of Rs. 5,000/- or below, acquired during the year have been charged to profit & loss account at 100% in the year of purchase.

### Leases

In respect of Operating lease, lease rentals are accounted on accrual basis in accordance with the respective lease agreements.

### Government Grants

Grants in the nature of capital contribution towards setting up of projects in backward area is adjusted from the cost of the related fixed assets. Grants related to revenue are deducted from the related expense.

### Taxes on Income

#### Current Tax:

Provision is made for current Income Tax Liability estimated to arise on the results for the year at the current rate of tax in accordance with Income Tax Act 1961.

#### Deferred Tax

Deferred tax assets and liabilities are computed on the timing differences at the balance sheet date between the carrying amount of assets and liabilities and their respective tax bases. Deferred Tax Assets (DTA) is recognized based on management estimates of virtual certainty that sufficient future taxable income will be available against which such DTA can be realized. The deferred tax charge or credit is recognized using the tax rates and tax laws that have been enacted or substantively enacted by the balance sheet date.



### Employees Benefits

#### Defined Contribution Plans

Defined contribution plans are benefit plans under which the company pays fixed contribution to state managed benefit schemes. The company contributions to defined contribution plans are recognized in the profit and loss account in the financial year to which they relate.

#### Defined Benefits Plan

The company has defined benefit plan in respect of its gratuity liability and contributes to a Gratuity Fund. Provision for gratuity has been made using the projected unit credit method on the basis of actuarial valuation. Actuarial gains and losses in respect of gratuity are charged to profit and loss account.

### Investments

#### Long Term Investments

Long term Investments are stated at cost.

#### Investments in Wholly Owned subsidiary companies /Joint Venture Company

Investment in the wholly owned subsidiary companies/ joint venture company have been stated at cost. No provisions for losses suffered by the subsidiaries / joint venture company have been made in the accounts. However consolidated financial statements have been prepared in accordance with AS-21 prescribed by the Companies (Accounting Standard) Rules, 2006.

### Inventories

Inventories are valued at cost or net realizable value whichever is lower, as taken, valued and certified by the management. The basis for determining cost for various categories of inventories are as under:

Raw Material - At cost on FIFO Basis

Finished Stock - At material cost + appropriate share of production overhead.  
(On weighted average cost basis).

Work in Progress - At material cost + appropriate share of production overhead.  
(On weighted average cost basis).

Packing Material - At cost

Stores & Spares - At cost

### Foreign Exchange Transactions

Transactions in foreign currency are converted at the exchange rate prevailing at the date of the transaction. Foreign currency monetary assets and liabilities not covered by forward exchange contracts are restated at the year end rates and the resultant gains or losses are recognized in the Profit and Loss account. Non-monetary items are carried in terms of historical cost denominated in foreign currency using the exchange rates at the date of transaction.

Forward contracts other than those entered into to hedge foreign currency risk on unexecuted firm commitment or of highly probable forecast transactions are treated as foreign currency transactions and accounted accordingly. Any profit or loss arising on cancellation of a forward contract is recognized as income or expense in the period in which they arise.

Mark to market exposure arising out of derivative contracts has been provided except for those contracts which have been challenged in the court of law and disclosed under contingent liabilities.

### Research & Development

Revenue Expenditure on Research & Development is charged as an expense in the year in which it is incurred.

Capital expenditure is included in respective heads under fixed assets.

### Earning per share

Basic and diluted earning per share is calculated by dividing net profit/loss for the year attributable to equity share holder by weighted average number of equity share outstanding during the year.

