



12th April, 2012

The Secretary  
Bombay Stock Exchange Ltd.  
25th Floor, Phiroz Jeejeebhoy Tower  
Dalal Street  
Mumbai - 400001

Subject : Shareholding pattern for the Quarter Ended 31.03.2012  
Name of the Company : KOHINOOR FOODS LIMITED.  
Scrip Code : 512559  
Name of the Scrip : KOHINOOR  
Class of Security : EQUITY SHARES

Statement showing Shareholding Pattern

Partly Paid - up Shares:-	No. of partly Paid-up Shares	As a % of total no. of Partly Paid - up Shares	As a % of total no. of shares of the Company
Held by Promoter/Promoters Group	0	0.00	0.00
Held by Public	0	0.00	0.00
Total	0	0.00	0.00
Outstanding Convertible Securities:-	No. of outstanding Securities	As a % of total no. of outstanding Convertible Securities	As a % of total no. of the Company, assuming full Conversion of the Convertible Securities
Held by Promoter/Promoters Group	0	0.00	0.00
Held by Public	0	0.00	0.00
Total	0	0.00	0.00
Warrants:-	No. of Warrants	As a % of total no. of Warrants	As a % of total no. of the Company, assuming full Conversion of the Warrants
Held by promoter/promoters Group	0	0.00	0.00
Held by Public	0	0.00	0.00
Total	0	0.00	0.00
Total Paid-up Capital of the Company assuming full conversion of Warrants and Convertible Securities	0		

**KOHINOOR FOODS LIMITED**


Formerly Satnam Overseas Limited

201, Vipps Centre, Masjid Moth, Greater Kailash-II, New Delhi-110 048

Ph.: 91-11-41635757 (30 Lines), Fax: 91-11-41638586/87, E-mail: info@kohinoorfoods.in www.kohinoorfoods.in

71, Libaspur, Bahalgarh, Dist. Sonapat, Haryana-131021 (100% E.O.U.)


- Winner of APEDA Awards every year since 1991 for quality & export excellence • Brand Equity Award • Niryat Shree Award
- World Quality Commitment International Star Award, Paris • Award from World Economic Forum



**Statement Showing Shareholding Pattern**

**Table (I)(a)**

Category Code	Category of Shareholder	No. of Shareholders	Total No. of Shares	No. of Shares held in demat form	Total shareholding percentage of total number of shares		Shares Pledged or otherwise encumbered	
					As a percentage of (A+B) (VI)	As a percentage of (A+B+C) (VII)	Number of Shares (VIII)	As a percentage of (A+B+C) * 100 (IX)
(I)	(II)	(III)	(IV)	(V)	(VI)	(VII)	(VIII)	(IX)
(A)	<b>Shareholding of Promoter and Promoter Group</b>							
(1)	<b>Indian</b>							
(a)	Individuals / Hindu Undivided Family*	7	13,644,998	13,644,998	48.40	48.40	Nil	Nil
(b)	Central Government / State Government(s)	-	-	-	-	-	-	-
(c)	Bodies Corporate	-	-	-	-	-	-	-
(d)	Financial Institutions / Banks	-	-	-	-	-	-	-
(e)	Any Other (Specify)	-	-	-	-	-	-	-
	<b>Sub Total (A)(1)</b>	<b>7</b>	<b>13,644,998</b>	<b>13,644,998</b>	<b>48.40</b>	<b>48.40</b>	<b>Nil</b>	<b>Nil</b>
(2)	<b>Foreign</b>							
(a)	Individuals (Non-Resident Individuals / Foreign individuals)	-	-	-	-	-	-	-
(b)	Bodies Corporate	-	-	-	-	-	-	-
(c)	Institutions	-	-	-	-	-	-	-
(d)	Any Other (Specify)	-	-	-	-	-	-	-
	<b>Sub Total (A) (2)</b>	<b>-</b>	<b>-</b>	<b>-</b>	<b>-</b>	<b>-</b>	<b>-</b>	<b>-</b>
	<b>Total Shareholding of Promoter and Promoter Group (A)=(A)(1)+(A)(2)</b>	<b>7</b>	<b>13,644,998</b>	<b>13,644,998</b>	<b>48.40</b>	<b>48.40</b>	<b>Nil</b>	<b>Nil</b>
(B)	<b>Public Shareholding</b>							
(1)	<b>Institutions</b>							
(a)	Mutual Funds / UTI	-	-	-	-	-	Nil	Nil
(b)	Financial Institutions / Banks	3	118,401	118,401	0.42	0.42	Nil	Nil
(c)	Central Government / State Government(s)	-	-	-	-	-	-	-
(d)	Venture Capital Funds	-	-	-	-	-	-	-
(e)	Insurance Companies	-	-	-	-	-	-	-
(f)	Foreign Institutional Investors	2	17,500	17,500	0.06	0.06	Nil	Nil
(g)	Foreign Venture Capital Investors	-	-	-	-	-	-	-
(h)	Any Other (Specify) -	-	-	-	-	-	-	-
	<b>Sub Total (B)(1)</b>	<b>5</b>	<b>135,901</b>	<b>135,901</b>	<b>0.48</b>	<b>0.48</b>	<b>Nil</b>	<b>Nil</b>
(2)	<b>Non-Institutions</b>							
(a)	Bodies Corporate *	540	4,389,665	4,355,089	15.57	15.57	224,347	0.80
(b)	Individuals	28,295	6,190,217	5,733,593	21.96	21.96	104,760	0.37
	i. Individual shareholders holding nominal share capital upto Rs.1 Lac							
	ii. Individual shareholders holding nominal share capital in excess of Rs.1 Lac	75	3,616,482	3,600,282	12.83	12.83	69,457	0.25
(c)	Any Other (Specify) - NRI	221	215,961	215,961	0.77	0.77	-	-
	<b>Sub Total (B)(2)</b>	<b>29,131</b>	<b>14,412,325</b>	<b>13,904,925</b>	<b>51.12</b>	<b>51.12</b>	<b>398,564</b>	<b>1.41</b>
	<b>Total Public Shareholding (B) = (B)(1)+(B)(2)</b>	<b>29,136</b>	<b>14,548,226</b>	<b>14,040,826</b>	<b>51.60</b>	<b>51.60</b>	<b>398,564</b>	<b>1.41</b>
	<b>Total (A) + (B)</b>	<b>29,143</b>	<b>28,193,224</b>	<b>27,685,824</b>	<b>100.00</b>	<b>100.00</b>	<b>398,564</b>	<b>1.41</b>
(C)	Shares held by Custodian and against which Depository Receipts have been issued **	-	-	-	N.A.	-	N.A.	N.A.
	<b>GRAND TOTAL (A)+(B)+(C)</b>	<b>29,149</b>	<b>28,193,224</b>	<b>27,685,824</b>	<b>100.00</b>	<b>100.00</b>	<b>398,564</b>	<b>1.41</b>



**(I)(b) Statement showing holding of securities (including shares, warrants, convertible securities) of persons belonging to the category "Promoter and Promoter Group"**

Sr. No.	Name of the shareholder	Details of Shares held		Encumbered shares (*)			Details of warrants		Details of convertible securities		Total shares (including underlying shares assuming full conversion of warrants and convertible securities) as a % of diluted share capital
		Number of shares	As a % of grand total	No.	As a percentage	As a % of grand total	Number of	As a % total	Number of	As a % total	
(I)	(II)	(III)	(IV)	(V)	(VI)=(V)/(III)*100	(VII)	(VIII)	(IX)	(X)	(XI)	(XII)
1	Gumam Arora	4741990	16.82	0	0.00	0.00	0	0	0	0	0.00
2	Jugal Kishore Arora	4425299	15.70	0	0.00	0.00	0	0	0	0	0.00
3	Satnam Arora	3705345	13.14	0	0.00	0.00	0	0	0	0	0.00
4	Rani Arora	746009	2.65	0	0.00	0.00	0	0	0	0	0.00
5	Nitin Arora	21000	0.07	0	0.00	0.00	0	0	0	0	0.00
6	Madhu Arora	4389	0.02	0	0.00	0.00	0	0	0	0	0.00
7	Meena Rani Arora	966	0.00	0	0.00	0.00	0	0	0	0	0.00
<b>TOTAL</b>		<b>13644998</b>	<b>48.40</b>	<b>0</b>	<b>0.00</b>	<b>0.00</b>	<b>0</b>	<b>0</b>	<b>0</b>	<b>0</b>	<b>0</b>




**(I)(c)(i) Statement showing holding of securities (including shares, warrants, convertible securities) of persons belonging to the category "Public" and holding more than 1% of the total number of shares**

Sr. No.	Name of the shareholder	Number of shares held	Shares as a percentage of total number of shares {i.e., Grand Total (A)+(B)+(C) indicated in Statement at para (I)(a) above}	Details of warrants		Details of convertible		Total shares (including underlying shares assuming full conversion of warrants and convertible securities) as a % of diluted share capital
				Number of warrants held	As a % total number of warrants of the same class	Number of convertible securities held	% w.r.t total number of convertible securities of the same class	
1	Transworld Finvest Pvt. Ltd.	1079437	3.83	0	0	0	0	0
2	Kosani Finance & Investments Pvt Ltd	956790	3.39	0	0	0	0	0
3	Surbhi Bajoria	697963	2.48	0	0	0	0	0
4	Pooja Mukund Jalan	383064	1.36	0	0	0	0	0
5	Shashank Aggarwal	335000	1.19	0	0	0	0	0
6	PUG Stock Brokers Pvt. Ltd.	290736	1.03	0	0	0	0	0
<b>TOTAL</b>		<b>3742990</b>	<b>13.28</b>	<b>0</b>	<b>0</b>	<b>0</b>	<b>0</b>	<b>0</b>



**(I)(c)(ii) Statement showing holding of securities (including shares, warrants, convertible securities) of persons (together with PAC) belonging to the category "Public" and holding more than 5% of the total number of shares of the company**

Sr. No.	Name(s) of the shareholder(s) and the Persons Acting in Concert (PAC) with them	Number of shares	Shares as a percentage of total number of shares {i.e., Grand Total (A)+(B)+(C) indicated in Statement at para (I)(a) above}	Details of warrants		Details of convertible		Total shares (including underlying shares assuming full conversion of warrants and convertible securities) as a % of diluted share capital
				Number of warrants	As a % total number of warrants of the same class	Number of convertible securities held	% w.r.t total number of convertible securities of the same class	
1	N.A	N.A	N.A	N.A	N.A	N.A	N.A	N.A



(d) **Statement showing details of locked-in shares - "Promoter and Promoter Group"**

S.No.	Name of the Shareholder	Number of Shares locked-in shares*	Locked-in Shares as a percentage of total number of shares (i.e. Grand Total (A)+(B)+(C) indicated in Statement at para (1)(a) above}
	Total	0	0.00

\* The 7,20,000 Equity shares allotted to promoters on 10.02.2009 were under lock - in for the period of 3years has now been released w.e.f 09.02.2012.




(II)(a) Statement showing details of Depository Receipts (DRs) - NONE

S.No.	Type of outstanding DR (ADRs, GDRs, SDRs, etc)	Number of outstanding DRs	Number of shares underlying outstanding DRs	Shares underlying outstanding DRs as a percentage of total number of shares { i.e. Grand Total (A)+(B)+(C) indicated in Statement at para (i)(a) above}
1				
2				
	<b>Total</b>			

(II)(b) Statement showing Holding of Depository Receipts (DRs), where underlying Shares are in excess of 1% of the total number of shares- NONE

S.No.	Name of the DR Holder	Type of outstanding DR (ADRs, GDRs, SDRs etc.)	Number of shares underlying outstanding DRs	Shares underlying outstanding DRs as a percentage of total number of shares { i.e. Grand Total (A)+(B)+(C) indicated in Statement at para (i)(a) above}
1				
2				
	<b>Total</b>			

(III)(a) Statement showing the voting pattern of shareholders, if more than one class of shares/securities is issued by the issuer. N.A

For Kohinoor Foods Limited  
  
Rama Kant  
Company Secretary & GM (Legal)



C.C: National Stock Exchange of India Ltd.  
Mumbai